

CODE

PRODUCT DESCRIPTION

Mattresses

Foam mattresses

The mattresses listed here are comprised of foam and may be contoured, convoluted, cross cut or contain memory foam.

The pressure relieving qualities of foam depend on its resilience. Foam comes in a variety of thicknesses, sizes and densities.



DF-7

Standard Hospital bed Mattress –

Varied density foam mattress

This mattresses is made up of a variety of different foam densities.

NYLON SAPPHIRE MATTRESS COVER SPLIT ON BOTH SIDES AT 730 MM



Laminated foam.

HT 20 X 45MM +

C60 CHIP CENTRE X 45 MM +

HT 23 X 45MM

1980 X 910 X 135 MM



DF-8

Standard Hospital bed Mattress –

Varied density foam mattress

Mattresses with a contoured and / or a convoluted (also known as egg crate) surface.

WATERPROOF *High density* MATTRESS

MATTRESS COVER / ZIP / SPLIT ON BOTH SIDES AT 730 MM

Laminated foam.

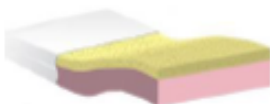

HT 30 X 50MM

C80 CHIP CENTRE X 50MM

HT 30 X 50MM

1980 X 910 X 150 MM

Mattresses



DF-10

MEMORY FOAM LAMINATED MATTRESS

These mattresses are comprised of heat sensitive or conforming foam with slow memory release which will model the shape of the body better than standard foam. The slower conforming properties of this foam - relative to other materials - may also enhance stability.

MATTRESS COVER 2 WAY STRETCH

Comfort cover

Laminated foam.

MEM 20 MM +

HT 30 X 30MM +

C80 CHIP CENTRE X 50MM +

HT 30 X 30MM +

MEM X 20MM

SIZE 1980 X 910 X 150 MM




DF-12

MODULAR MATTRESS 36D

PRESSURE REDUCING CROSS CUT MATTRESS.

1980 x 910 x 150 mm

Mattresses included here have a cross cut upper surface. This results in the mattress somewhat conforming to the shape and movement of the body. This can reduce friction and shear by allowing the surface to move with the user. A cross cut surface can also provide better ventilation for the skin as flat surfaced foam can act as an insulator and increase skin temperature.



DF-11

WITH MEMORY FOAM LAMINATE

size 450 x 400 x 100mm

Comfort cover


Laminated foam.

MEM x 50 MM +

HT 30 X 50MM

High density

Overlay Mattresses



Cotton (Beige) cover

Size Single

50 x 910 x 1900-2000 mm

Cotton (Beige) cover

Size Double

50 x 1370 x 1900-2000 mm

Cotton (Beige) cover


Size Queen

50 x 1520 x 1900-2000 mm

Cotton (Beige) cover

Size King

50 x 1830 x 1900-2000 mm



Sanipur cover

Size Single

50 x 910 x 1900-2000 mm

Sanipur cover

Size Double

50 x 1370 x 1900-2000 mm

Sanipur cover

Size Queen

50 x 1520 x 1900-2000 mm

Sanipur cover

Size King

50 x 1830 x 1900-2000 mm



Ripple egg box Mattress Topper

FOAM *Overlay Mattresses* for pressure reduction.

LOW RISK PATIENTS.

Mattresses with a contoured and / or a convoluted (also known as egg box) surface.
HT 30 high density foam.

VISCO MEMORY OVERLAY

Visco-elastic memory foam mattress overlay.

Product dimensions

Height 50mm

Length 1900- 2000 mm

Width 910; 1370; 1520; 1830 mm

Pressure relieving **VISCO MEMORY OVERLAY** mattress designed to be used with a base mattress.

Features

Made from visco-elastic material stretchable, breathable and waterproof PU cover
Zip overlap designed to help prevent fluid ingress

Product dimensions

Height 50mm

Length 1900- 2000 mm

Width 910; 1370; 1520; 1830 mm

Foam wedge

8 g pvc cover


460 x 460 x 900 mm

Overlay Air Mattress Cell Tube



**QDC 501
DGC001-2MP**

Overlay air mattress Cell tube style for the treatment of Bedsores, more properly known as pressure ulcers or decubitus ulcers.
Mattress and Pump (NO COVER)



QDC 500 is designed for the treatment and prevention of pressure sore stage 1 and 2 in long-term and domiciliary therapies. The 24 7.5 cm-high cells in Nylon and PVC are comfortable. Low air loss provide good ventilation and keeps the patient dry by preventing unwanted humidity build up between the body and mattress. It is easy to install, maintain and use. The pump can be adjusted for comfort and operates at a very low sound level. The pump can be hung on the end of the bed by means of two hooks.

DGC001-2 P-1000 Pump ONLY P 1000



Pump P 1000


Technical Parameters of the Pump

1. The most quiet pump available from China
2. Pressure range: 40-100 mmHg
3. Air output: 7-8 L/Min
4. Dimensions (LxWxH): 26.5x13.5x10 cm
5. Plastic Casing: Taiwan Chimei ABS
6. Test Duration: 24 Hours
7. TUV-CE IEC/EN60601-1&60601-1-2
8. SYNCHRONOUS MOTOR: TW Ann yih Brand
9. Alternating 1-in-2
10. Warranty: 24 Months

QDC-500

7.5cm 3" Cell
Alternating Pressure Mattress With Pump

En71 Medical-Grade 0.36mm Nylon+PVC
Cold-resistant -30°C



Therapy: Alternating



1 Free Spare Cell



Low Air Loss Holes

- Static Optional
- Cover Optional
- Flaps Optional



P1000

QDC-500 is recommended for the prevention and treatment of pressure sore stage I and II in long-term and domiciliary therapies. The 24 7.5cm-high cells in Nylon+PVC are comfortable. Low air loss holes provide good ventilation and keep the users dry from unwanted humidity building-up between the body and the mattress. The pump operates at very low sound level. The pump can be hung to the end of the bed by means of two hooks.

Technical Parameters Of The Mattress

1. Dimensions(LxWxH): 200x86x7.5 cm
2. Cell height: 7.5 cm / 3"
3. Cell and base material: Nylon + PVC
4. Material thickness: 0.36 mm
5. Number of cells: 24 + 1 Free spare cell
6. Number of cells with holes: 8
7. Pressure Ulcer Stage: I, II
8. Mattress System: Overlay
9. Weight Support: 135 Kg
10. Warranty: 12 Months

Technical Parameters Of The Pump the Most Quiet Pump in China

P1000

1. Electrical: AC 110V/220V 50Hz/60Hz
2. Pressure range: 55-120 mmHg
3. Air output: 7-8 liter/min
4. Cycle time: 12 min
5. Dimensions(LxWxH): 26.5x13.5x10 cm
6. Plastic Casing: Taiwan Chimei ABS
7. Test Duration: 24 Hours (Inflation)
8. TUV-CE IEC/EN60601-1&60601-1-2
9. Synchronous Motor: TW Ann Yih Brand
10. Warranty: 24 Months

Overlay Air Mattress Bubble Pad



QDC 303
DGC001-1



Overlay air mattress BUBBLE PAD for the treatment of *Bedsore*s, more properly known as *pressure ulcers* or *decubitus ulcers*.

Mattress and Pump

QDC 303 is designed for the treatment and prevention of pressure sore stage 1 in short-term and domiciliary therapies.


The mattress is PVC and is composed of 130 7cm-high bubble cells. It is fixed to the bed by extra flaps on both the top and bottom side. It is easy to install, maintain and use. The pump can be adjusted for comfort. The pump can be hung on the end of the bed by means of two hooks.

Technical Parameters of the mattress

1. Dimensions without flaps (LxWx H): 200 X 90 X 7cm
2. Extension Flaps length: 50cm x 50 cm (head and foot sides).
3. Mattress material: TW EN71 Medical-Grade PVC
4. Material thickness: 3.35mm
5. Cold-resistant: -30 deg C
6. Number of cells: 130
7. Weight support 135 kg
8. Mattress forming model: One piece forming (8s)
9. Test Duration: 24 Hours (Inflation)
10. Warranty: 12 Months

QDC-303


Bubble Mattress With Pump



QDC-303 is designed for the treatment and prevention of pressure sore stage I in **short-term and domiciliary therapies**. The mattress in PVC is composed of 130 7cm-high bubble cells, particularly comfortable, it is fixed to the bed by extra flaps on both top and bottom side. Very easy to install, maintain and use thanks to the possibility of adjust comfort range. **The pump can be hung to the end of the bed by means of two hooks.**

- ☑ Without Flaps Optional
- ☑ Non-Adjustable Pump Optional
- ☑ Low Air Loss Holes Optional

Color:



Technical Parameters Of The Mattress

1. Dimensions without flaps (LxWxH): 200x90x7 cm
2. Extension Flaps length: 50 cm + 50cm (Head & Foot Side)
3. Mattress material: TW NanYa EN71 Medical-Grade PVC
4. Material thickness: 0.35 mm
5. Cold-resistant: -30°C
6. Number of cells: 130
7. Weight support: 135 kg
8. Mattress Forming Modal: One-Time Forming(8s)
9. Test Duration: 24 Hours (Inflation)
10. Warranty: 12 Months

Technical Parameters Of The Pump the Most Quiet Pump in China

P1000

1. Electrical: AC 110V/220V 50Hz/60Hz
2. Pressure range: 40-100 mmHg
3. Air output: 7-8 L/min
4. Dimensions(LxWxH): 26.5x13.5x10 cm
5. Plastic Casing: Taiwan Chimei ABS
6. Test Duration: 24 Hours
7. TUV-CE IEC/EN60601-1&60601-1-2
8. Synchronous Motor: TW Ann Yih Brand
9. Alternating: 1-in-2
10. Warranty: 24 Months

NEW Economy Pump

New Economy Compressor
Exciting Competitive Price!



P2000IE P4000IE

* For more information please feel free to contact YHMED at export@yhmedical.com

